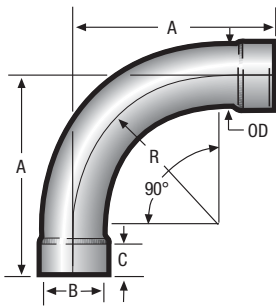
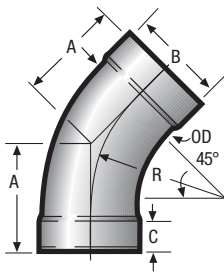


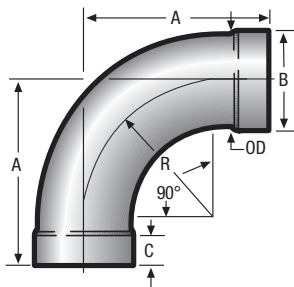
45° Standard Radius Elbow



90° Standard Radius Elbow



45° Short Radius Elbow



90° Short Radius Elbow

Cat. No.	(OD)	A	B (ID)	C	R	Gauge
20L45	2-1/8"	4-1/16"	2-1/8"	1-3/8"	5"	16
25L45	2-1/2"	4-1/2"	2-1/2"	1-3/8"	6"	16
30L45	3"	5-1/8"	3"	1-3/8"	7-1/2"	16
35L45	3-1/2"	5-5/8"	3-1/2"	1-3/8"	8-3/4"	16
40L45	4"	6-1/8"	4"	1-3/8"	10"	16
50L45	5"	7-13/16"	5"	1-5/8"	12-1/2"	14
60L45	6"	9-7/16"	6"	1-5/8"	15"	14
80L45	8"	12-9/16"	-	-	20"	14
*10L45	10"	28-1/4"	-	-	32"	12
**12L45	12"	21-5/32"	-	-	36"	12
**14L45	14"	22-5/32"	-	-	36"	12

Cat. No.	(OD)	A	B (ID)	C	R	Gauge
20L90	2-1/8"	7"	2-1/8"	1-3/8"	5"	16
25L90	2-1/2"	8"	2-1/2"	1-3/8"	6"	16
30L90	3"	9-1/2"	3"	1-3/8"	7-1/2"	16
35L90	3-1/2"	10-3/4"	3-1/2"	1-3/8"	8-3/4"	16
40L90	4"	12"	4"	1-3/8"	10"	16
50L90	5"	15-1/8"	5"	1-5/8"	12-1/2"	14
60L90	6"	18-1/4"	6"	1-5/8"	15"	14
80L90	8"	24-1/4"	-	-	20"	14
*10L90	10"	47"	-	-	32"	12
**12L90	12"	42-1/4"	-	-	36"	12
**14L90	14"	43-1/4"	-	-	36"	12

*Stainless Steel is segmented.

**Segmented - 90 degree = 5 pieces; 45 degree = 3 pieces.

Cat. No.	(OD)	A	B (ID)	C	R	Gauge
20SRL45	2-1/8"	3-7/16"	2-1/8"	1-3/8"	3-1/2"	16
25SRL45	2-1/2"	3-21/32"	2-1/2"	1-3/8"	4"	16
30SRL45	3"	3-7/8"	3"	1-3/8"	4-1/2"	16
35SRL45	3-1/2"	4-1/16"	3-1/2"	1-3/8"	5"	16
40SRL45	4"	4-1/2"	4"	1-3/8"	6"	16
50SRL45	5"	5-23/32"	5"	1-5/8"	7-1/2"	14
60SRL45	6"	6-31/32"	6"	1-5/8"	9"	14
80SRL45	8"	9-7/32"	-	-	12"	14

Cat. No.	(OD)	A	B (ID)	C	R	Gauge
20SRL90	2-1/8"	5-1/2"	2-1/8"	1-3/8"	3-1/2"	16
25SRL90	2-1/2"	6"	2-1/2"	1-3/8"	4"	16
30SRL90	3"	6-1/2"	3"	1-3/8"	4-1/2"	16
35SRL90	3-1/2"	7"	3-1/2"	1-3/8"	5"	16
40SRL90	4"	8"	4"	1-3/8"	6"	16
50SRL90	5"	10-1/8"	5"	1-5/8"	7-1/2"	14
60SRL90	6"	12-1/4"	6"	1-5/8"	9"	14
80SRL90	8"	16-1/4"	-	-	12"	14

8" and larger sizes - straight ends only.

Contact Spencer for availability of #11 gauge items - straight ends only.

When Ordering Specify Material: Carbon Steel, Stainless Steel, Galvanized Steel and Aluminum.